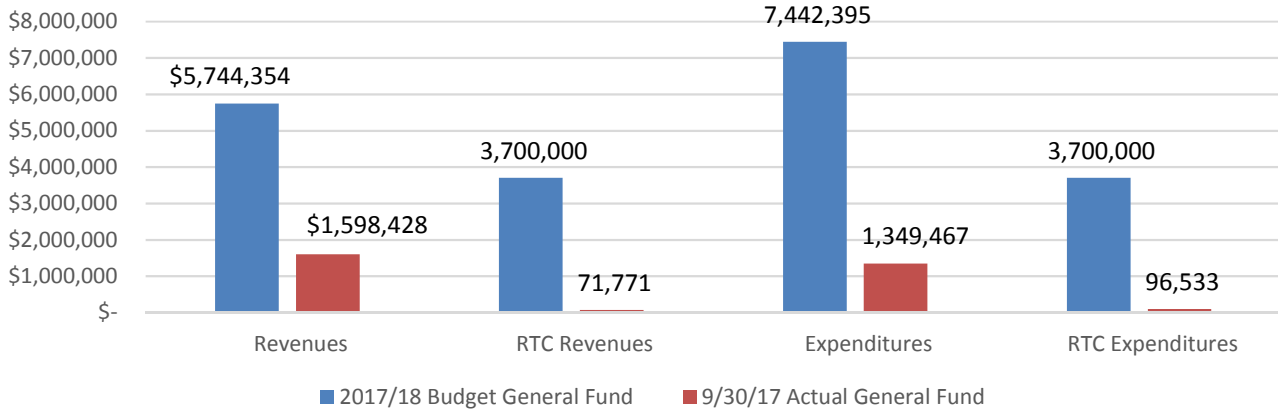
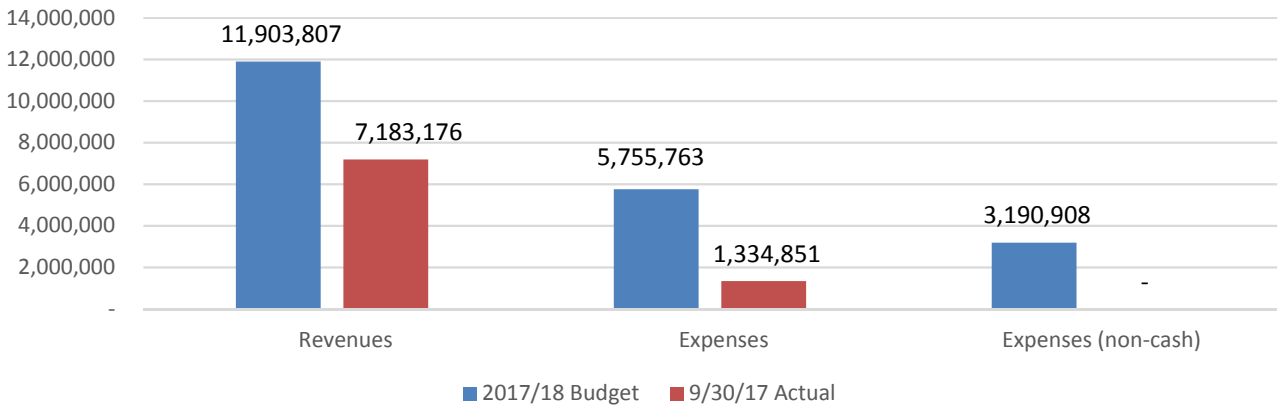


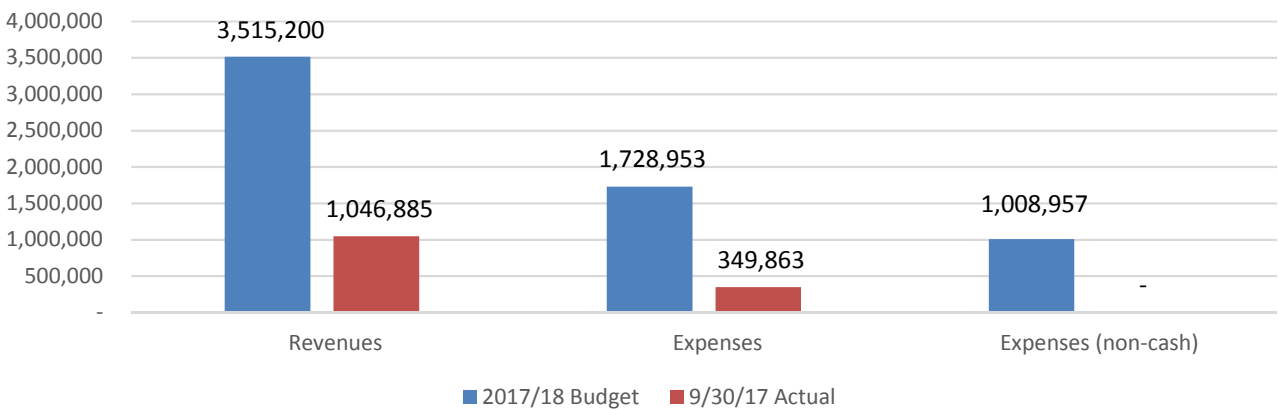
General Fund Budget vs Actual @ 9/30/17



Water Budget vs Actual @ 9/30/17



Sewer Budget vs Actual @ 9/30/17



	9/30/17 Actual	Variance
\$	1,598,428	(4,145,926)
	71,771	(3,628,229)
	1,349,467	6,092,928
	96,533	3,603,467

	9/30/17 Actual	Variance
	1,046,885	(2,468,315)
	349,863	1,379,090
	-	1,008,957

	2017/18 Budget	9/30/17 Actual	Variance
Water			
Revenues	11,903,807	7,183,176	(4,720,631)
Expenses	5,755,763	1,334,851	4,420,912
Expenses (non-cash)	3,190,908	-	3,190,908